

CARNIVAL GLASS ACTION!

January 2024 A Joint Publication of:



Texas Carnival Glass Club



INSIDE:
Page 2 - Texas President Letter
Page 3 - Texas Auction Photos
Page 4 - Texas Sch. Of Events
Page 5 - Texas Registration Form
Page 6 - Texas Hotel Info.
Page 7 - Whitley Award and Banquet Presentation
Page 8-9 - The Blair's Carnival Glass Journey
Page 10-12 - Texas Convention Info
Page 13-15 - Texas Show and Tell
Page 16 - HOACGA President Letter
Page 17-18 - HOACGA Auction Photos
Page 19 - HOACGA Sch. Of Events
Page 20 - HOACGA Registration Form
Page 21-23 - Bowls with an "Arcs" Exterior
Page 24 - Jester Cap or JIP
Page 25 - Svea Rosebowls
Page 26 - Auction Calendar
Page 27 - The Stretch Glass Society



Teaser photos are out for both our upcoming auctions. See Texas photos on page 3 and HOACGA photos on pages 17 and 18.

President's Corner By Emmett Morgan



This will be my last President's Corner - and what a ride I've had during the past 18 years! To all the past Presidents, officers, committee chairs and club members, I want to thank you, because without you I would not have made it. We are all a team with a purpose of making our club and conventions great. Dorothy, thank you for supporting, helping, and putting up with me!

I have enjoyed being your President. Will I miss the hotel room assignments during conventions? NO! Because of Joyce Seale and Dorothy our convention hospitality room turned out to be the best and open all day! We were so fortunate to have Floyd and Cecil Whitley to financially help throughout the years. But we also had Floyd almost getting arrested when Floyd said something in jest to Lloyd Ward's girlfriend that she thought was inappropriate. She called the police; but during the explanation, and with help from Floyd's personality, they did not arrest him. It happened in the Sterling Hotel in Dallas. I get that nobody liked it, but some members wanted cheaper rooms! I do wonder if the Sterling is still open. I also remember the time I had to deal with a member who exposed himself to Nona Taylor. I thought Nona would be flattered, but was I wrong! Then the Covid hit!

The Crown Plaza was a great hotel for us, but it got sold and then closed down. Talk about a hustle for Bob and me, but Dorothy came up with the option to have our convention in Brenham! The rest is history. We will never forget the cows talking during the auction in 2021.

I have truly enjoyed being your President and thank all for your help during this past two decades. I have no concerns about our club's viability in future years. It has always been a collaborative event for our members.

Get your reservations made, get a beautiful 45th Anniversary vase, and enjoy each other's company at our convention.

God bless you and hoping you have a healthy and wonderful new year.



Dugan "Diamonds" Educational Seminar

Cale Wilcox and I, Dorothy Morgan, will do a seminar on Dugan glass which is one of our favorite makers. We will have beautiful examples of patterns to show you. We will talk about the history, patterns, iridescence, and rarities with some stories of the pieces. The glass will do the talking!!!



Texas Auction Photos

Saturday March 9, 2024



TCGC Convention Schedule of Events
Washington County Expo Event Center
1305 East Blue Bell Road, Brenham, Texas

March 6-9, 2024

SCHEDULE OF EVENTS

Note: All Convention activities will take place at the Washington County Expo Event Center

Wednesday, March 6

1:30 p.m. Event Center Set Up by Board and Volunteers. Hotel check-in @3:00 p.m.

6:30 p.m. Dinner on your own or join us at Los Cabos Mexican Grill

Thursday, March 7

9:00 a.m. Event center open for setting up Displays, Glass for Sale, and Silent Auction

10:00 a.m. Convention Registration

11:30 p.m. Lunch provided

1:00 p.m. Seminar, "Dugan's Diamonds," by Cale Wilcox, Wylie, Texas and Dorothy Morgan, Brenham, Texas

2:30 p.m. Our hilarious "Annual Gift Exchange"

6:00 p.m. Whitley Award Dinner honoring Fred and Elaine Blair, Allen, Texas



Friday, March 8

9:00 a.m. Event center open

9:00 a.m. to 10:30 a.m. Open House, Emmett and Dorothy Morgan

12:00 p.m. Lunch provided

1:30 p.m. Annual Business Meeting and Election of Officers

Presentation of Allstar Award followed by "Show & Tell—A Texas Tradition"

4:00 p.m. Display voting closes. Vote for your favorite Display – Best of Show receives \$100!

4:00 p.m. Silent Auction closes – Bid on and win your favorite pieces

6:30 p.m. Display Contest Awards and Silent Auction Results

Banquet presentation, "Collecting Iridescence," by Rod Kaps, Thomasville, Alabama

Distribute 45th Anniversary 474 Club Souvenir Vases / 474 Whimsy Auction

Saturday, March 9

7:30 - 9:30 a.m. Seck Auction Preview followed by Seck Auction



Texas Carnival Glass Club Convention Registration Form

Washington County Expo Event Center
1305 East Blue Bell Road, Brenham, Texas
March 6-9, 2024

Please Print Clearly

Name (s): _____

Address: _____

City/State/Zip/Country: _____

Phone: _____ E-mail: _____

DO NOT print my contact information in the Membership Directory

Convention Registration (Enter the NUMBER of persons attending for each item below)

Convention Registration Fee: \$15.00 per person _____ @ \$15.00 each = \$ _____

Thursday Hospitality Lunch _____ @ FREE = \$ 0.00

Friday Hospitality Lunch _____ @ FREE = \$ 0.00

Saturday Coffee and Donuts _____ @ FREE = \$ 0.00

Thursday Whitley Award Dinner: Sponsored (no charge) _____ @ \$0.00 each = \$ 0.00

Friday Banquet Dinner _____ @ \$20.00 each = \$ _____

Will bring a Display (circle one) Yes or No

Will bring Glass for Sale (circle one) Yes or No

Will donate Silent Auction item (circle one) Yes or No

Will contribute food to Hospitality Room (circle one) Yes or No

Please consider a donation to the Hospitality Room = \$ _____

SUB TOTAL = \$ _____

Refund Policy

Due to catering commitments, refunds for convention meals will not be given for cancellations received **after Friday, February 23, 2024**. Your convention registration fee WILL be refunded.

Annual TCGC Household Membership, includes 5 PDF Newsletters \$10.00 _____

With printed and mailed newsletter **ADD** \$25.00 _____

Be a supporting member of HOACGA (circle one) Yes or No **NO CHARGE** \$0.00

SUB TOTAL = \$ _____

GRAND TOTAL = \$ _____

Make Checks Payable To: Texas Carnival Glass Club

Please mail this form with payment to:

Vernette Shaffer
9815 Oak Point Drive
Houston, TX 77055

Office Use Only

Date Postmarked: _____ Check/Cash: _____ Special Instructions:

TCGC 2024 Convention Hotel

Hampton Inn and Suites – Brenham, TX

March 6-9, 2024

Convention Hotel

Hampton Inn and Suites, 2605 Shulte Boulevard, Brenham, Texas 77833. Tel: 979-337-9898

MAKE YOUR RESERVATION NOW

Spring Antique Week in Round Top begins shortly after our convention and rooms will fill up quickly. You can always cancel later if you need to. **Deadline to reserve a room is Monday, February 19, 2024.**

We have secured a room block for **March 5, 6, 7, 8 & 9.** To ensure that you are part of our room block please book your room directly with the hotel.

Call the Hampton Inn and Suites at 979-337-9898 and tell them you are with the **Texas Carnival Glass Club room block.** If you need to extend your stay please check with the hotel. The hotel will honor the TCGC room rate **if rooms are available.**

Room Rates

Double Queen or King Suite: \$119 (plus tax). All rooms are equipped with a microwave and a mini fridge. King Suite rooms also include a sleeper sofa.

Breakfast

A Hot Breakfast is included in the price of the room.

Pet Policy

This is pet friendly hotel. There is a \$75.00 Non-refundable Fee for 1-4 nights. \$125 Non-refundable fee for 5+ nights. 2 pets maximum. ADA service animals are welcome.

Hotel Deadline

Monday, **February 19th.** Cancellations will be accepted up to 4:00 PM the day of arrival.



Fred and Elaine Blair chosen for 2024 Whitley Award



The 2024 Whitley Award, named in honor of Floyd and Cecil Whitley, will be presented during the Whitley Award dinner on Thursday, March 7, at the Brenham Expo Center. This prestigious award recognizes the recipients' dedication to Carnival Glass that have enriched fellow collectors. The Texas Carnival Glass Club is pleased to honor Fred and Elaine as the recipients of this year's Whitley Award. Please join us at the Whitley Award Dinner to thank Fred and Elaine for their many contributions to Carnival Glass, and to the Texas Carnival Glass Club.

ROD KAPS

2024 Texas Banquet Speaker

Rod Kaps was born and raised in Aberdeen, Washington, and currently resides in Alabama. He retired after a 50-year career devoted mainly to environmental water compliance in the pulp and paper industry in Washington State and in Alabama.

Rod began Carnival Glass collecting in the year 2000 after seeing an internet article on the Pacific Northwest Carnival Glass Association convention in Portland, Oregon. He attended that convention, and the first person he met was Marie Capps. Marie immediately took Rod under her wing and introduced him to everyone at the convention as her nephew. This opened many doors to some of the best Carnival Glass collections



known and even got Rod a personally-chauffeured tour of John Muehlbauer's fantastic collection, an hour drive out to the Pacific coast. John's mentorship inspired Rod to concentrate on collecting superior "Iridescence."

Rod became close friends with Marie Capps and made many wonderful trips to her home near Yosemite, California. They would always manage a trip to beautiful Yosemite National Park during his visits. Rod has been President of PNWCGA, Vice-President of HOACGA, and a convention speaker at several Carnival Glass conventions.



The Blair's Carnival Glass Journey

by Elaine Blair

First, a little snapshot into the Blair's life "before Carnival Glass." We're both native-born Texans. Fred's background is in Industrial Engineering. He says he ended up on the dark side with a career in database development/software design, working with Mobil/Exxon for over 25 years. His passion is flying, sailplanes in particular, with four instructor ratings to his name. He's an avid reader with a wide variety of interests including aviation/military history and weapons, and is a 9-year cancer survivor. I had a blessed career of 32 years as an elementary school librarian in Carrollton-Farmers Branch and Frisco ISDs. Besides Carnival Glass collecting, I love reading, crocheting, and being Fred's navigator (with a lot of help from the GPS) on Miata MX-5 road trips (lots of curves for Fred to "fly" around).

Our Carnival Glass collecting began in 1993 with my inheritance of a blue Butterfly and Berry sauce from my Grandmother Keeney. As we began to learn about the glass, we visited the collections of Rick McDaniels and Richard Cinclair (a jaw-dropping collection). At about the same time we became "hooked," we were empty-nesters and began staying in B&Bs, which encouraged antiquing in small towns.

We joined the Texas Carnival Glass Club early on. We still remember with awe one of our earliest conventions, sitting in front of a lady who bid \$20K for a handful of hatpins. That's when we became fully aware of the level of "crazy" that can happen at an auction. Our first major project together in 1997 was a self-published book, *Carnival Hunter's Companion: a guide to pattern recognition*. This started because I couldn't identify a white creamer I found in an antique mall. After sitting on a hot Texas parking lot, going through all the pictures in an Edwards book, and then going through it again at home, I finally found it. The pattern was Palm Beach. As a librarian who wants to locate information in a timely manner, this bothered me a lot. So, I spent two summers poring over all 1,000+ pictures in Edwards and giving each pattern a multitude of "descriptors." Fred's necessary task was putting all that information in a database that could be sorted. The end result was 200 copies sold, and my name in the Library of Congress...a special thing for a librarian.

The next endeavor was mine. One bane of Carnival Glass collectors is reproduction/reissues that some unscrupulous people try to pass off as old. We were fooled a few times early on. So, I compiled a list from every source I could find at the time and published a Reproduction List in 1999. This is a prime example of a librarian being a compulsory list maker. This list has been kept current with the input of concerned Carnival Glass collectors. I have also been the editor of the club's contributions to the *Carnival Glass Action* bulletin, a joint effort with HOACGA, since 2016, I can "sling commas" with the best of them.



recognition. This started because I couldn't identify a white creamer I found in an antique mall. After sitting on a hot Texas parking lot, going through all the pictures in an Edwards book, and then going through it again at home, I finally found it. The pattern was Palm Beach. As a librarian who wants to locate information in a timely manner, this bothered me a lot. So, I spent two summers poring over all 1,000+ pictures in Edwards and giving each pattern a multitude of "descriptors." Fred's necessary task was putting all that information in a database that could be sorted. The end result was 200 copies sold, and my name in the Library of Congress...a special thing for a librarian.

The next endeavor was mine. One bane of Carnival Glass collectors is reproduction/reissues that some unscrupulous people try to pass off as old. We were fooled a few times early on. So, I compiled a list from every source I could find at the time and published a Reproduction List in 1999. This is a prime example of a librarian being a compulsory list maker. This list has been kept current with the input of concerned Carnival Glass collectors. I have also been the editor of the club's contributions to the *Carnival Glass Action* bulletin, a joint effort with HOACGA, since 2016, I can "sling commas" with the best of them.

The Blair's Carnival Glass Journey - Cont.

by Elaine Blair

Fred's becoming the data management guru for Hooked on Carnival began at the very beginning of Galen and Kathi Johnson's dream for the project. Elaine was approached by Galen with the idea that *Carnival Hunter's Companion* could be a component. But the Team needed a web designer/database manager/programmer. Fred had just retired, so Elaine volunteered him for the job...which turned out to be a three-year-40-hour-per-week volunteer commitment. That kept him out of mischief for years. As it turned out, CHC was the idea behind the Identification Tool component of HOC, which I did help with. Fred's creative juices were also put to use for our convention displays and Fred's creation of coasters, clipboard souvenirs, and the individual awards for the Texas convention. Also, Fred is in his second term on the ICGA Board of Directors.

Our collection is very eclectic. Shapes, to name a few: rose bowls, plates, hat pins, and iridized buttons (pre-dates Carnival Glass). Patterns that seemed to evolve: two Goddess of Athena epergnes, Palm Beach, Imperial Heavy Grape, and St. Clair. Colors: we love them all. It's been a wonderful journey. Over 1,000 pieces and counting. And we're looking forward to more enjoyable years of collecting as Jesus blesses us with good health.



Hospitality Room

Cale Wilcox with help from able assistants

Our convention Hospitality room is a place to sit down, strike up conversations with old friends, and enjoy the delicious food provided by our members. Please contact Cale Wilcox at round-up327@gmail.com (214.926.4045) or Dorothy Morgan at dmorgan@myalpha1.net (979.255.6387) to let them know what you are bringing, or just bring what you did last year!

Texas Display Contest

By Cale Wilcox

We will be back in Brenham in 2024. Each year our convention sees an increase in beautiful and educational entries in this event, and this year we expect to see even more.

Display Contest Categories include:

Same Color

Same Maker

Same Pattern

Same Shape

Texas Theme

Open Theme (Create your own)

AND

Best in Show wins \$100!"



Texas Carnival Glass

March 2024– Brenham

Silent Auction

One of the fun parts of the Texas Carnival Glass Club annual convention is the **Silent Auction**. Somehow each of you manage to bring items of interest as donations each year. It could be glass, books, food treats, wine, souvenirs, collectibles, or a host of unexpected items. There are always surprises and friendly **competitive bidding right up to the auction close on Friday**. Of course, the proceeds from the Silent Auction assist the club in providing Hospitality Room supplies and in keeping the cost of the annual Banquet Dinner to a minimum. It is fun, friendly, and good for the club.

Should you have questions or simply would like to discuss something regarding the Silent Auction, please contact David Kastor, 713.851.5533.

Looking forward to seeing you in Brenham.

DON'T FORGET - YOUR TCGC MEMBERSHIP EXPIRES ON FEBRUARY 1ST

Membership in the Texas Carnival Glass Club is due annually on FEBRUARY 1st and runs through January 31st.

TWO CONVENIENT WAYS TO RENEW OR JOIN

1. Use PayPal to renew or join online from the TCGC website membership page:
www.texas carnival glass.com/membership.
2. When you register for the 2024 TCGC Convention (see membership form on page 5).

White Elephant: Exchange or Steal?

The White Elephant Exchange takes place on Thursday, March 7, at 2:30 pm. The Sages are Masters of Ceremonies for this fun-filled and often hilarious event that draws more participants every year. Bring a wrapped gift item, Carnival Glass or other (but Carnival Glass items are always a hit).

Show and Tell

Show and Tell is always a highlight of TCGC's meetings together. Friday at 1:30 (after the Business Meeting) you'll have an opportunity to show off a Carnival Glass treasure...a recent acquisition or a piece that has a special story. We look forward to you sharing.

TCGC 45th Anniversary Souvenir Vase Whimsey Auction

In addition to receiving a TCGC 474 souvenir vase, convention attendees will have the opportunity to bid live on 9 whimsey vases at the Friday banquet. The vases are:

Front row (left to right)

- Handleless pitcher (has pour spout)
- Wide flared, ruffled, square top
- Wide flared, ruffled top
- Tight, ruffled square top

Middle row (left to right):

- Flared, ruffled top
- Ultra-flared top
- Tight ruffled top (has heat checks in base as I remember)



Back row (left to right):

- Swung, flared
- Straight-sided

Texas Carnival Glass Club 2024 Elections

Nominating Committee for TCGC Officer Election – March 8, 2024

Thomas Whitley has volunteered to chair the Nominating Committee for the election of officers at the 2024 Convention Business Meeting. All of your Executive Board positions (President, Vice President, Secretary and Treasurer) will be elected at our business meeting at the convention. If you or someone you know would like to run for any of the Executive Board positions, please contact Tommy by email: twhitley1006@gmail.com or by phone (Tel: 713-628-5285).

TCGC Candidate for Election – President

Current President, Emmett Morgan will not run for re-election. Dorothy Morgan will submit her name as a nominee for this position.

The duties of the President are to carry out the intention of the club as set forth in the constitution and by-laws, to preside at all meetings of the club, to arrange with the Vice-president, Secretary, and the Treasurer concerning dates and locations of all meetings of the club, and to act at all times for and in behalf of the membership of the club. The President is empowered to establish such committees deemed necessary and to designate the members of such committees.



TCGC Candidate for Election - Vice-President, Bob Sage

As your current Vice-President, I would like to submit my name for re-election for the 2024-2026 term. I appreciate your support and have really enjoyed working with club members and meeting new friends as your representative for the past 17 years.



TCGC Candidate for Election -Treasurer, Vernetta Shaffer

As your current Treasurer, I would like to submit my name for election for the 2024-2026 term. I was appointed to the position of Treasurer of TCGC when Jeanie Whitley resigned in 2022. I appreciate your support and look forward to serving our club in the future.



TCGC Candidate for Election - Secretary, Randy Thach

As your current Secretary, I would like to submit my name for re-election for the 2022-2024 term. I was appointed to the position of Secretary of TCGC when Sandy Sage resigned in March, 2020. I appreciate your support and look forward to serving our club for another term.



Texas Show and Tell at the Nov 11th Club Meeting



Emmett Morgan showing club's #474 vase to be given away at the 2024 Convention



Pat Halliburton, Fenton stretch Dolphin celeste blue butterball tray



Bob Sage, a purple Lustre Rose Variant tumbler. Plus, after partially disrobing, a belt buckle made from a shard of the same tumbler.



Randy Thach, marigold Sultan bonbonniere by Hortensja of Poland.



Diann Walleck, blue Fenton Columbine pitcher



Sylvester Walleck, Millersburg green Poppy compote



Above, Pat Halliburton, Fenton red Holly bowl



Texas Show and Tell at the Nov 11th Club Meeting—continued



Tony DeMichael, Fenton peach opal thin Panels vase



Tony DeMichael, unknown maker, large flat marigold disk (maybe plate), unknown pattern



David Kastor, Millersburg Country Kitchen amethyst spittoon whimsy.



David Kastor, Millersburg Perfection spittoon whimsy



Brian Foster, Brockwitz honey amber Beaded Peacock Tail on metal figural stand



Elaine Blair, Brockwitz purple Beaded Peacock Tail on metal stand

Texas Show and Tell at the Nov 11th Club Meeting—continued



Jim Seeck, Northwood peach opal Peacocks plate



Dorothy Morgan, Northwood Wishbone purple



Sandy Sage, Diamond cobalt blue silver-overlay bowl



Cale Wilcox, Imperial Scroll Embossed purple plate.



Sandy Sage, Fenton Melon Rib fan vase #847



Left, Vernetta Schaffer, green Spider-on-Web hatpin.



Right, Walt Robinson, Millersburg Handing Cherries green table set



HOACGA President's Letter

Yes, it's 2024 and thus time to plan for our convention. The HOACGA 2024 convention is being held at the **Airport Embassy Suites Hotel, Kansas City, MO.** (same hotel every year) The room rate is \$139/day (plus tax). The reservation deadline is Tuesday March 21, 2023.

For reservations call 816-891-7788 or for easy online registration, go to the home page of HOACGA.com and click on the hotel reservation box above. All the hotel rooms in our block are listed as KING beds, however, you can select your choice of a King or a Double room on your registration form. HOACGA assigns rooms on the first and second floors.

Internet is included in the room rate, **Parking fee is \$10 per night** and Table rental is \$25 length of stay (includes Tax).



2024 Convention Itinerary – April 24-28, 2024

- **Breakfast and Managers Reception:** included as part of the room rate. This is a special opportunity to visit with old friends and to meet new collectors.
- **Special Raffle:** There will be a 50/50 Raffle to support the club.
- **Rooms:** All rooms are two room suites with a small refrigerator, a window for showing and viewing your glass from the outside. Use the registration form to let us know your choice of a KING or DOUBLE room.
- **Room Displays:** One of the traditional aspects of Carnival Glass conventions. They are a vital and educational part of the convention. You are encouraged to bring a room display for all of those in attendance to view and appreciate.
- **Room Sales:** Every year several attendees sell glass from their rooms. And it is a great opportunity to find something surprising.
- **Presentations:** A Friday morning educational presentation and also one immediately following the Friday luncheon.
- **Auction:** Seeck Auctions is proud to present the Tom and Ann Bumpass collection. See the teaser auction photos on pages 17 and 18.




HOACGA Auction Teaser Photos



- 1 – Millersburg Ohio Star vases in amethyst & marigold
- 2 – Brocaded Acorns pitchers and many other pieces
- 3 – Fantastic selection of Red pieces
- 4 – Millersburg Mitered Ovals vases in green, marigold & amethyst
- 5 – Birmingham Age Herald pieces in the 4 shapes known
- 6 – Square Farmyard bowl
- 7 – Lily of the Valley pitcher in blue
- 8 – Peter Rabbit 9” plate in green



HOACGA Auction Teaser Photos - Cont.



- 9 - Several covered frogs
- 10 - Goddess of Harvest 3 in 1 edge bowl in marigold
- 11 - Peacock at the Fountain ftd fruit bowl in aqua opal
- 12 - Peacock at the Fountain compote in green
- 13 - Millersburg Whirling Leaves bowl in vaseline
- 14 - Millersburg Pipe Humidors in green, marigold & amethyst
- 15 - Millersburg pieces in blue
- 16 - S-Repeat punch set in purple



HOACGA Schedule of Events

Daily

Breakfast in Lobby provided by Hotel

5:30pm to 7:30pm – Manager’s Reception in Atrium



Wednesday – April 24th

Registration available – See Kathi Johnson


6:00pm to 7:00pm – Sandwiches on the Party Deck

Thursday – April 25th

Registration open outside of Salon D from 10am to 4pm

6:00pm to 7:00pm – Pizza on the Party Deck

7:00pm – **Trivia game on the Party Deck**



Friday – April 26th

Registration open outside of Salon D from 8am to 3pm

9:30am – **Seminar (TBA)**

Noon – **Banquet Luncheon & Pat Rottschaefers presenting ‘It’s International!’**

2pm – **Annual Business Meeting**

4:00pm to 8:00pm – Preview Auction Glass

Saturday – April 27th

7:30am to 9:30am Preview Auction Glass

9:30am – Seeck Auctions present the Tom & Ann Bumpass Collection

6:00pm – People meet in the hotel restaurant for dinner.



Sunday – April 28th

Convention survivors “One Last Breakfast” before saying goodbye

Heart of America Carnival Glass Association - HOACGA

2024 Convention Registration Form

April 24-28, 2024

Embassy Suites Airport Hotel – 7640 NW Tiffany Springs Pkwy, Kansas City, MO

816-891-7788

Name (s): _____

Street: _____

City/State/Zip: _____

Phone: _____

Email: _____

Convention Registration:

Registration fee	# attending _____ @ \$20 each	\$ _____
Wed. evening: Free dinner- Party Deck (Hoagie sandwiches/fixings, cookies)		Free
Thur. evening: Free dinner- Party Deck (Pizza and Salad Party)		Free
Fri. Luncheon and Presentation	# attending _____ @ \$35 each	\$ _____

50/50 drawing (select your square on a 10 x 10 board – 100 spaces)

\$10 per square (Prizes totaling up to \$500) # tickets _____ \$ _____

Convention Total: \$ _____

Refunds for meals will not be given for cancellations received after April 17th

(Convention registrations fee will be refunded for cancellations).

Annual Membership (includes 5 emailed newsletters) Free

Mailed Hardcopy Newsletter Subscription \$35 \$ _____

Be a Supporting Member of the Texas Carnival Glass Club \$10 \$ _____

Membership Total: \$ _____

Grand Total: \$ _____

Make checks payable to: HOACGA, mail to Kathi Johnson, 515 Greenway Point Drive Janesville, WI 53548

You can also register online at www.hoacga.com where Paypal is accepted.

I will have glass to sell or I will have a Room Display and thus I need a hall window. YES / NO

I prefer a KING room or a DOUBLE room. (Please circle one)

Imperial's Cobblestone, Pansy and Star of David Bowls

Imperial made three patterns that used Arcs as an exterior pattern on bowls. They are the Cobblestone, Pansy, and Star of David bowls. Cobblestone and Star of David essentially only appear on these 8 ruffled 8 to 9 inch bowls. Pansy also appears on these same shaped and sized bowls but also is found in other shapes that will have to be addressed in a future article.




Cobblestone: The name for this pattern appropriately describes the tiny pebble like texture that covers the entire surface of the bowl's interior.

Cobblestone is found primarily in purple and occasionally in green and marigold. David Doty reports sales in aqua, clambroth, lavender, sapphire and teal but these must be considered rare.

The exterior has the Arcs pattern and the eight arc designs fit neatly into the eight ruffles.

The collar base of the Cobblestone bowls is plain. In the photo of the exterior, you can see the cobblestone from the interior.



Star of David has a center star made from two overlapping triangles. One triangle is stippled. Emanating around the center star are thin smooth rays.

Star of David is found primarily in purple and occasionally in green and marigold.

The exterior has the Arcs pattern and, again, the eight arc designs fit neatly into the eight ruffles.

The collar base of the Star and David bowls has 24 rayed star.




Pansy is used on several shapes including the 8 to 9 inch bowl with the arcs exterior. A bouquet of pansies fill the center and a stippled area surrounds the pansies.

Pansy is the most available of these three bowls and is found in more colors. Again, purple is the most common. But amber, green, lavender, marigold and smoke are found regularly. Aqua and teal are rare. Pansy's collar base is plain.

All three of these bowls have a smooth outer edge. Only Pansy has been re-issued. Imperial/Lenox reissued 9" Pansy bowls in amethyst in 1981. They're quite rare but should be marked with Imperial's "LIG".

Imperial's Cobblestone, Pansy and Star of David Bowls - Cont.



Above are the Pansy and Cobblestone bowls as presented in Imperial's 103B catalog of "Iridescent Glass Novelties." This catalog is not dated but was probably issued somewhere between 1910 and 1915. Both Pansy and Cobblestone are shown as mold 472. Mold 472 probably refers to the Arcs pattern on the exterior which they both share and not their respective interior patterns which are shown as Pansy /1C and Cobblestone /2C. Both are described as 8 3/4 inch crimped dishes. Imperial's Star of David has not yet been found in an Imperial catalog.


Are all pieces found with the Arcs exterior pattern in the shape of 8 to 9 inch ruffled bowls?

While the vast majority of these pieces are found in the 8 ruffle bowls, on rare occasion is another shape found?

In the August 1996 HOACGA newsletter, Carl Burns wrote of a round shaped Star of David and picture to the right: "Shown in the photo above is a most unique piece of Imperial's Star of David. Virtually every example of this bowl that I have ever seen, or heard of, is the usual 8 1/2—9" shape. As you can see, this example is VERY different. This bowl measures 7 1/2" in diameter and stands 2 7/8" deep. It is perfectly round and not ruffled! The color is a good, rich

THE IMPERIAL PROCLAMATIONS


By Carl O. Burns



marigold and it carries the usual Imperial's Arcs exterior design. This is the only known example of a Star of David in this shape. Whether or not you could call this bowl a true "Whimsey" is open to debate, it is quite possible that this is how all Star of David bowls looked when first removed from the mold. They were then hand shaped into the usual ruffled form that we are all familiar with." In the January 1997 HOACGA newsletter, Carl Burns wrote to say that a purple round Star of David bowl had been confirmed. And the Cobblestone pattern is known to exist, by virtue of the photo to the left, in a "chop plate" form.

Imperial's Cobblestone, Pansy and Star of David Bowls - Cont.

IMPERIAL'S STAR OF DAVID

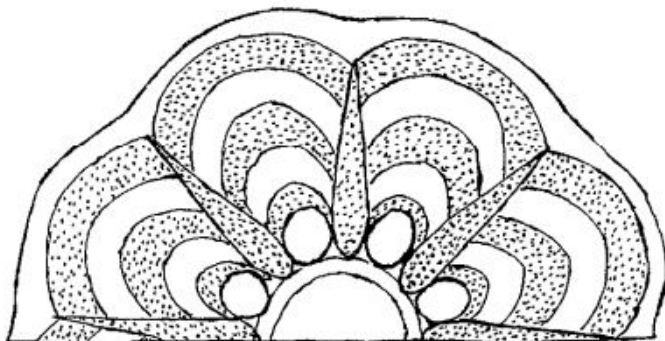


This is an unusually handsome bowl, employing a very beautiful religious symbol in a most dignified manner. With only a simple, smooth ribbing to frame it, there is no busy pattern to detract from the central figure.

Again we find the two triangles inter-locked to form the ancient star. Unlike the pattern called "Star-of-David and Bows," here the center is perfectly plain. The over-and-under feature shows up quite well since only one triangle is stippled.

A great deal of appeal of this piece lies in the beautiful bronze iridescence so evenly applied to a fine quality of purple base glass. There is no trade mark on this bowl; and so far as I know, it has not been found pictured. However, the lustre seems so typical of many of Imperial's better pieces that I have taken the liberty of ascribing it to that company.

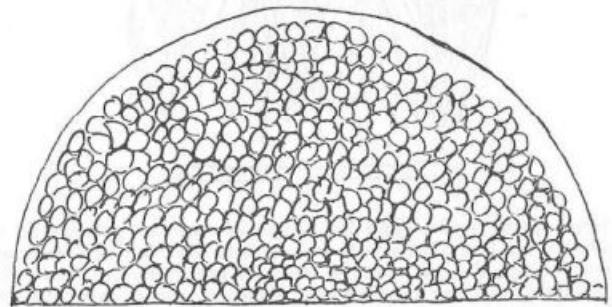
IMPERIAL'S ARCS



Several times throughout this book you will find mention of this particular pattern. On the undersurface of some pieces carrying definitely-known Imperial patterns, it is also found on the inner surface of at least one bowl in an entirely different design.

Employed by this glass company must have been an artist who loved smooth curves. The beautiful Peacock Tail pattern made by this company is a fine example. But in this arrangement, the alternating smooth and stippled arcs give an overlapping effect,

COBBLESTONES




Another simple Imperial pattern is shown in the sketch above. This was apparently designed solely for Carnival Glass, as nowhere do we find it used on clear pressed glass, and on no other form than shallow bowls of rather generous size.

While there is nothing distinctive here—either in artistic conception nor in the type of mold work of which this company was capable, still, like many other patterns offering a great deal of surface upon which the iridescence could cling, it presents a most attractive appearance. Other such patterns that come readily to mind are Peacock Tail and Coin Dot, neither of these being exclusively Imperial patterns.

Seen on both marigold and amethyst, on 9" bowls, the familiar Imperial Arcs was used as an exterior pattern.

IMPERIAL'S PANSY



When the collector finds a rather unusual pattern combined with a distinctive color and finish known to be peculiar to one certain company, there can be little doubt as to its origin. Here we have both a certain arrangement of pansy blossoms and buds, used on the "Helios" of the Imperial Glass Company.

In addition to this evidence, the under surface has Imperial's "Overlapping Arcs," which further helps to place this pattern in the absence of a trade mark. Some time later this firm made a line of heavier iridescent ware called "Imperial Jewels." These pieces were made without pattern and with flowing lines. These were marked very plainly. They also developed a trade mark for their imitation cut glass patterns and used it after 1906.

One characteristic of this Pansy pattern is the stippled background which comes out to a saw-tooth edge and is outlined by a thin row composed of numerous fine lines.

Marion Hartung wrote about the Arcs exterior pattern and the three patterns that adorn the interior:

Arcs Book 1;

Cobblestone Book 7;

Pansy Book 1:

Star of David Book 1:

Is that a Jack-In-The-Pulpit (JIP) or a Jester's Cap Vase



(JIP) Jack-in-the-Pulpit When the edges of a piece are pulled up on one side and down on the opposite, it's referred to as jack-in-the-pulpit (or JIP). Often seen in vases but also baskets and bowls. These three photos show various vases in the JIP shape. The three photos below those show a hat, a bowl and a basket also in the JIP shape.



Jester's Cap A rare shaping for the tops of vases where one point is pulled up and all the rest are pulled down. Mostly seen in Northwood's Thin Rib vases and less often in Tree Trunk .

Svea Rosebowls by Eda Glassworks, Varmland Sweden

By Steven Lindquist and Gary Sullivan



The following was taken from the Eda tourism website: Eda Glass Museum can be found in Eda Folkets Park near the border with Norway. The museum displays a selection of glass from Eda glassworks' production. The mill was active between 1835 and 1953 and around the turn of the century 1900 one of Sweden's largest glassworks with about 300 employees. Household glass was mainly produced here and in the museum's large hall, e.g. ground, engraved, painted and engraved glass, luster, uranium and other press glass, designer Gerda Strömberg's beautiful art deco glass, unique grave balls etc.

Luster glass mentioned above refers to carnival glass. We started to collect Svea rosebowls when we saw one at an ACGA convention and it spoke to Steve's Swedish heritage. We have since accumulated the five rosebowls above. They are 3 1/2, 4 1/2, 5 1/2, 6 1/2 and 7 1/2 inches across at the widest part of the bowl. We have found them in marigold, a light blue, shades of amethyst and an iridized milk glass. Above are both blue and amethyst rosebowls. The iridescence makes it hard to see the difference in these two colors. Hooked on Carnival lists over 30 different Eda carnival patterns. The Svea pattern has other shapes besides rosebowls but we are happy with our small Swedish collection.



2024 Convention Calendar

January Tampa Bay Carnival Glass Club

January 24 thru 27

The Godfrey Hotel Tampa, Tampa, FL

Phone (813) 281-8900

March Texas Carnival Glass Club

March 6 thru 9

Washington County Expo Event Center and

Hampton Inn and Suites, Brenham, TX

Phone (979) 337-9898

April Heart of America Carnival Glass Assoc

April 24 thru 27

Embassy Suites Hotel Kansas City MO,

Phone: (816) 891-7788

May Keystone Carnival Glass Club

May 8 thru 11

Holiday Inn, Grantville PA,

Phone: (717) 469-0661

June American Carnival Glass Association

June 12 thru 15

Comfort Inn Suites, Berlin OH,

Phone: (330) 893-7400

July International Carnival Glass Association

July 17 thru 20

Das Essenhaus Inn & Conference Center,

Middlebury, IN Phone (574) 825-9447

August The Stretch Glass Society

August 15 thru 17

Comfort Inn Lancaster County North, Denver PA

Phone (717) 336-7541

August Millersburg Glass Association

August 30 thru 31

Comfort Inn Suites, Berlin OH,

Phone: (330) 893-7400

Please check club and auctioneers' websites for up-to-date information.

Club Officers

Texas Carnival Glass Club

President – Emmett Morgan

713-857-2966 ecmorgan@myalpha1.net

Vice President – Bob Sage

512-694-7421 rsage1@austin.rr.com

Treasurer – Vernetta Shaffer

713-320-9567 alohahouston@comcast.com

Secretary – Randy Thach

316-722-5837 rgthach39@gmail.com

Newsletter Editor – Elaine Blair

972-965-1655 elaineblair@att.net

Webmaster – Sandy Sage

512-507-5586 rsage1@austin.rr.com

Heart of America Carnival Glass Association

President – Gary Sullivan

860-257-1816 stevenandgary@cox.net

Vice President – Chase Marquis

airborn1996@aol.com

Treasurer – Tony DeMichael

217-824-6433 hctonyd@ctifiber.com

Secretary – Kathi Johnson

763-441-5587 galenandkathi@yahoo.com

Newsletter Editor – Steve Lindquist

860-490-3792 hfdpilot@gmail.com

Webmaster – Galen Johnson

763-441-5587 galenandkathi@yahoo.com



2024 Stretch Out Discussions

Discussions begin at 8 pm Eastern, 7 Central, 6 Mountain & 5 Pacific Time

All are welcome to join the Zoom meetings.

The Discussions will be conducted on the interactive Zoom platform.

The Zoom invitation and photos of the stretch glass being discussed will be available at www.stretchglassociety.org

Come share in the discussion and show your stretch glass.

The speakers for our discussions are Kitty and Russell Umbraco and Dave Shetlar, Cal Hackeman, and Sarah Plummer.

January 11, 2024

Show Us Your White, Crystal, Pearl, and Persian Pearl Stretch Glass
(Show & Tell)

March 14, 2024

Stretch Glass Produced at Vineland Flint Glass Works

May 9, 2024

Giants and Dwarfs of Stretch Glass
(Show & Tell)

September 12, 2024

Topaz Stretch Glass (Golden Anniversary of Stretch Society)

November 14, 2024

Optic Patterns in Stretch Glass
(Show & Tell)

POSTMASTER


Direct any problems to

Distribution Manager:

Gary Sullivan

671 Ridge Road

Wethersfield, CT 06109



Members: Please check your "Address Label". The numbers after your last name separated by a dash (-) is the date (month and year) for your membership or newsletter renewal.

